

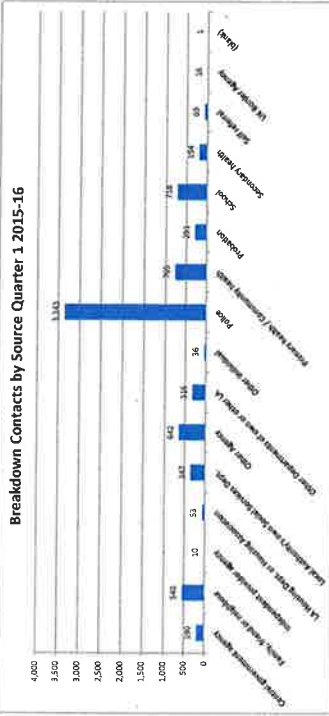
# Contacts - Quarter 1 - 2015-16 Summary

Total No of Contacts in Quarter 1 - 2015-16: 7,531

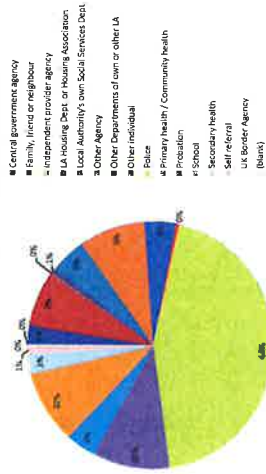
Source of Contact	Total	Total %
Central government agency	100	1.3%
Family, friend or neighbour	550	7.3%
Independent provider agency	150	2.0%
Local Authority's own Social Services Dept.	35	0.5%
Local Authority's own Social Services Dept.	284	3.8%
Other Agency	84	1.1%
Other Departments of own or other LA	116	1.5%
Other individual	34	0.5%
Primary Health / Community Health	391	5.2%
Probation	34	0.5%
School	34	0.5%
Secondary Health	354	4.7%
Self referral	69	0.9%
UK Border Agency	1	0.0%
(Blank)	1	0.0%
<b>Grand Total</b>	<b>7,531</b>	<b>100.0%</b>

(Blank) - No information recorded on Contact

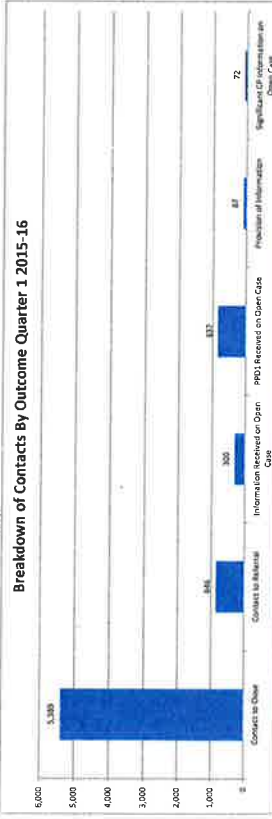
### Breakdown of Contacts by Source Quarter 1 2015-16



### Breakdown of Contacts by Source Quarter 1 2015-16

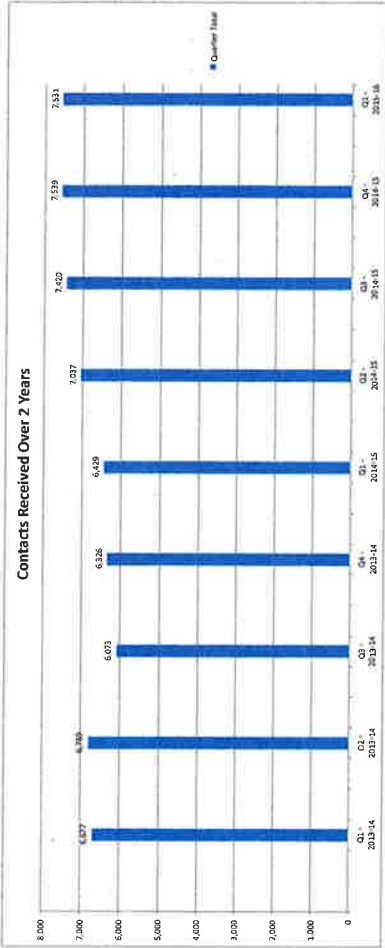


### Breakdown of Contacts By Outcome Quarter 1 2015-16



Contact Outcome	Total	Total %
Contact to Close	5,339	70.9%
Contact to Informal	84	1.1%
PPD1 Received on Open Case	300	4.0%
PPD2 Received on Open Case	87	1.1%
Provision of Information	87	1.1%
Significant CP Information and Open Case	71	0.9%
<b>Grand Total</b>	<b>7,531</b>	<b>100.0%</b>

### Contacts Received Over 2 Years

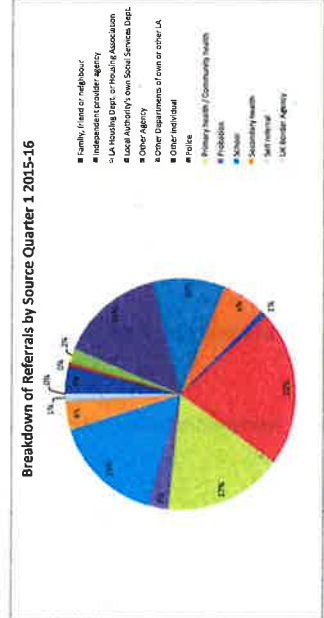
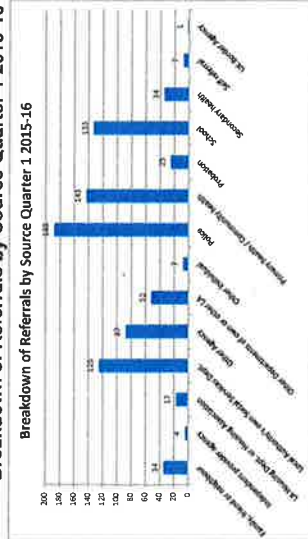


Month	Month Total	Quarter	Quarter Total
Apr-13	2,186	Q1 - 2013-14	6,877
May-13	2,151	Q1 - 2013-14	6,877
Jun-13	2,451	Q1 - 2013-14	6,877
Jul-13	2,131	Q2 - 2013-14	6,798
Aug-13	2,111	Q2 - 2013-14	6,798
Sep-13	2,176	Q2 - 2013-14	6,798
Oct-13	2,176	Q2 - 2013-14	6,798
Nov-13	2,176	Q2 - 2013-14	6,798
Dec-13	2,240	Q3 - 2013-14	6,072
Jan-14	2,040	Q3 - 2013-14	6,072
Feb-14	2,139	Q3 - 2013-14	6,072
Mar-14	2,267	Q4 - 2013-14	6,321
Apr-14	2,071	Q4 - 2013-14	6,321
May-14	2,262	Q1 - 2014-15	6,429
Jun-14	2,197	Q1 - 2014-15	6,429
Jul-14	2,205	Q1 - 2014-15	6,429
Aug-14	2,268	Q2 - 2014-15	7,032
Sep-14	2,268	Q2 - 2014-15	7,032
Oct-14	2,487	Q2 - 2014-15	7,032
Nov-14	2,487	Q2 - 2014-15	7,032
Dec-14	2,155	Q3 - 2014-15	7,420
Jan-15	2,055	Q3 - 2014-15	7,420
Feb-15	2,055	Q3 - 2014-15	7,420
Mar-15	2,154	Q4 - 2014-15	7,531
Apr-15	2,174	Q4 - 2014-15	7,531
May-15	2,469	Q1 - 2015-16	7,531
Jun-15	2,271	Q1 - 2015-16	7,531

# Referrals - Quarter 1 - 2015-16 Summary


No. of Referrals, Quarter 1 - 2015-16 857

Source of Referral	Total	Female	Male
Family, friend or neighbour	4	4	0
Independent provider agency	4	4	0
LA Housing Dept. or Housing Association	17	17	0
Local Authority's own Social Services Dept.	87	87	0
Other Agencies	37	37	0
Other Departments of work at other LA	8	8	0
Other individual	2	2	0
Other organisations	18	18	0
Primary Health / Community Health	151	151	0
Private	25	25	0
School	137	137	0
Socially Health	14	14	0
Self-referral	1	1	0
UK Member Agency	1	1	0
<b>Grand Total</b>	<b>857</b>	<b>857</b>	<b>0</b>



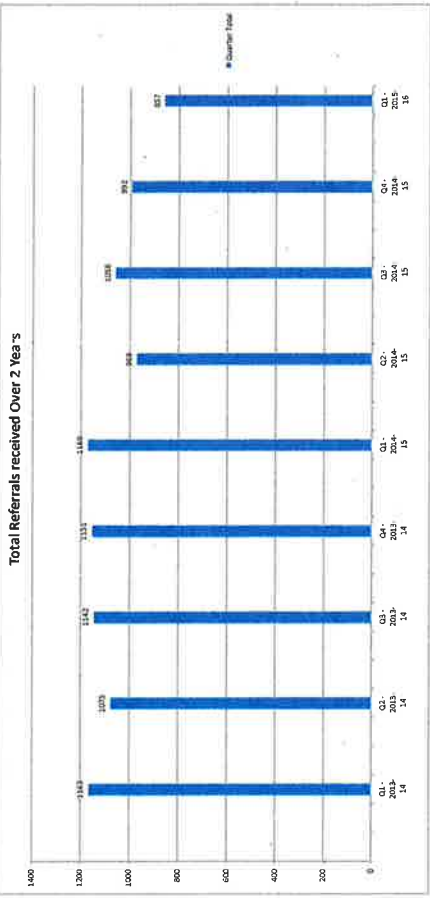
## Breakdown of Referrals by Outcome Quarter 1 2015-16

Referral Outcome	Total	Female	Male
Initial Assessment	95	95	0
Transfer to another LA	20	20	0
Transfer to UK Member Agency	2	2	0
Transfer to UK Conference	4	4	0
<b>Grand Total</b>	<b>121</b>	<b>121</b>	<b>0</b>



## Total Referrals Over 2 Years

Month	Month Total	Quarter	Quarter Total
Apr-13	314	Q1 - 2013-14	1149
Apr-14	348	Q2 - 2013-14	1197
Apr-15	381	Q3 - 2013-14	1230
Apr-16	357	Q4 - 2013-14	1205
Oct-13	420	Q1 - 2014-15	1313
Oct-14	381	Q2 - 2014-15	1244
Oct-15	391	Q3 - 2014-15	1265
Oct-16	371	Q4 - 2014-15	1237
Apr-14	378	Q1 - 2014-15	1311
Apr-15	405	Q2 - 2014-15	1359
Apr-16	368	Q3 - 2014-15	1292
Apr-17	354	Q4 - 2014-15	1266
Apr-18	345	Q1 - 2015-16	1244
Apr-19	352	Q2 - 2015-16	1258
Apr-20	371	Q3 - 2015-16	1298
Apr-21	379	Q4 - 2015-16	1317
Apr-22	373	Q1 - 2016-17	1301
Apr-23	384	Q2 - 2016-17	1325
Apr-24	388	Q3 - 2016-17	1339
Apr-25	391	Q4 - 2016-17	1353
<b>Grand Total</b>	<b>11458</b>		<b>4837</b>



## Referrals Shared in Next Quarter

Referrals resulting from contacts in previous Quarter	Total
Referrals resulting from contacts in current quarter	14
<b>Total Referrals resulting from contacts in current quarter</b>	<b>843</b>

